

# 3SBC2000A2 ✓ ACTIVE

## CII | CII 3SBC Relay

TE Internal #: 1-1617073-2

1/5-Size Relays, 2 Form C, DPDT, 2 C/O, 6 VDC Input, 2 A, 6 VDC


Coil Voltage, 56  $\Omega$  Coil Resistance, 643 mW Coil Power (DC), CII

3SBC Relay

[View on TE.com >](#)



Relays, Contactors & Switches > Relays > Mil-Aero Relays > 1/5-Size Relays



1/5-Size Relay Contact Arrangement: **2 Form C, DPDT, 2 C/O**

1/5-Size Relay Input Voltage: **6 VDC**

Coil Suppression Diode: **Without**

1/5-Size Relay Contact Current Rating: **2 A**

1/5-Size Relay Coil Voltage Rating: **6 VDC**

## Features

### Product Type Features

Enclosure Type	Hermetically Sealed
Relay Type	Military/Aerospace High Performance
Coil Latching	Without
Product Type	Relay
MOSFET Driver	Without

### Configuration Features

Transistor Driver	Without
-------------------	---------

### Electrical Characteristics

Actuating System	DC
Vibration	30G's, 10 – 3000Hz
Coil Magnetic System	Non-Polarized, Monostable
Shock	75G's, 6ms
Coil Power Measurement	Milliwatts
Coil Polarity Protection Diode	Without
1/5-Size Relay Input Voltage	6 VDC
Coil Suppression Diode	Without
1/5-Size Relay Coil Voltage Rating	6 VDC



1/5-Size Relay Coil Resistance	56 $\Omega$
--------------------------------	-------------

1/5-Size Relay Coil Power Rating (DC)	643 mW
---------------------------------------	--------

### Contact Features

1/5-Size Relay Contact Arrangement	2 Form C, DPDT, 2 C/O
------------------------------------	-----------------------

1/5-Size Relay Contact Current Rating	2 A
---------------------------------------	-----

### Termination Features

Termination Type	PC Pins
------------------	---------

### Mechanical Attachment

1/5-Size Relay Mounting Type	Printed Circuit Board
------------------------------	-----------------------

### Usage Conditions

Operating Temperature Range	-65 – 125 $^{\circ}\text{C}$
-----------------------------	------------------------------

## Product Compliance

[For compliance documentation, visit the product page on TE.com>](#)

EU RoHS Directive 2011/65/EU	Not Compliant
------------------------------	---------------

EU ELV Directive 2000/53/EC	Not Compliant
-----------------------------	---------------

China RoHS 2 Directive MIIT Order No 32, 2016	Restricted Materials Above Threshold
---	--------------------------------------

EU REACH Regulation (EC) No. 1907/2006	Current ECHA Candidate List: JUNE 2022 (224) Candidate List Declared Against: JAN 2022 (223) SVHC > Threshold: Not Yet Reviewed
--	--

Halogen Content	Not Yet Reviewed for halogen content
-----------------	--------------------------------------


Solder Process Capability	Not lead free process capable
---------------------------	-------------------------------

#### Product Compliance Disclaimer

This information is provided based on reasonable inquiry of our suppliers and represents our current actual knowledge based on the information they provided. This information is subject to change. The part numbers that TE has identified as EU RoHS compliant have a maximum concentration of 0.1% by weight in homogenous materials for lead, hexavalent chromium, mercury, PBB, PBDE, DBP, BBP, DEHP, DIBP, and 0.01% for cadmium, or qualify for an exemption to these limits as defined in the Annexes of Directive 2011/65/EU (RoHS2). Finished electrical and electronic equipment products will be CE marked as required by Directive 2011/65/EU. Components may not be CE marked. Additionally, the part numbers that TE has identified as EU ELV compliant have a maximum concentration of 0.1% by weight in homogenous materials for lead, hexavalent chromium, and mercury, and 0.01% for cadmium, or qualify for an exemption to these limits as defined in the Annexes of Directive 2000/53/EC (ELV). Regarding the REACH Regulations, TE's information on SVHC in articles for this part number is still based on the European Chemical Agency (ECHA) 'Guidance on requirements for substances in articles' (Version: 2, April 2011), applying the 0.1% weight on weight concentration threshold at the finished product level. TE is aware of the European Court of Justice ruling of September 10th, 2015 also known as O5A (Once An Article Always An Article) stating that, in case of 'complex object', the threshold for a SVHC must be applied to both the


product as a whole and simultaneously to each of the articles forming part of its composition. TE has evaluated this ruling based on the new ECHA "Guidance on requirements for substances in articles" (June 2017, version 4.0) and will be updating its statements accordingly.

## Compatible Parts



TE Part # 2-1617076-6  
3SBH1231A2 = M39016/53-012M

## Also in the Series | CII 3SBC Relay



1/5-Size Relays(43)

## Documents

### CAD Files

[3D PDF](#)

[3D](#)

**Customer View Model**

[ENG\\_CVM\\_CVM\\_1-1617073-2\\_A.2d\\_dxf.zip](#)

English

**Customer View Model**

[ENG\\_CVM\\_CVM\\_1-1617073-2\\_A.3d\\_igs.zip](#)

English

**Customer View Model**

[ENG\\_CVM\\_CVM\\_1-1617073-2\\_A.3d\\_stp.zip](#)

English

By downloading the CAD file I accept and agree to the [Terms and Conditions](#) of use.

### Datasheets & Catalog Pages

[5-1773450-5\\_sec1\\_3SBC](#)

English